

How to organise your Big...

SPOTACULAR

BAKE OFF!

Baking and selling delicious goodies is a fantastic way to raise money for BBC Children in Need, and a competitive element can make it even more fun!

STEP 1

CHOOSE A DATE AND LOCATION

Decide when and where you're going to hold your Bake Off event.

STEP 3

RECRUIT YOUR BAKERS

Get as many pupils, teachers and parents on board as you can. You can use the 'Calling all bakers' leaflet in this pack to make sure everyone knows the categories, and when and where to bring the finished bakes.

STEP 5

HOLD YOUR BAKE OFF

Decide who is going to have the difficult job of judging the entries! Once the judging has taken place, the winners can be presented with their certificates and the delicious goodies can be sold to lucky customers.

5

EASY STEPS

Here are five easy steps to make your Big Spotacular Bake Off a success

STEP 2

SET THE CHALLENGE

Decide which categories you're going to have. This pack includes certificates for the spottiest cake, biscuits, cupcakes and savouries.

STEP 4

ADVERTISE YOUR EVENT

Tell everyone about it! You can use the poster in this pack to let the whole school know where and when your Bake Off event will be held. Think about all the places you could advertise, e.g. school assemblies, posters, newsletters, classrooms.

Remember that every penny raised goes towards helping BBC Children in Need support disadvantaged children and young people throughout the UK.



CALLING ALL BAKERS

THE BIG
SPOTACULAR

WITH
BRING & BUY SALE



Every penny you give will go towards helping children...



Proud Schools Partner

visit [twinkl.com](https://www.twinkl.com)




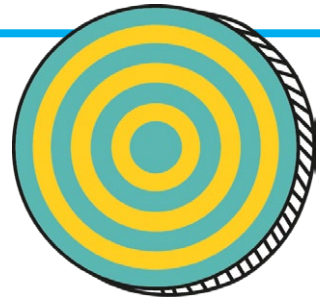
Please bring this slip in with your baked goodies.

Name

Class

Bake Off category





THE BIG
SPOTACULAR

BRING &
BUY SALE



THE

WINNER

IS...

